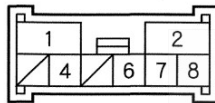


Heater Fan Switch Test

1. Remove the heater control panel (see page 21-13).
2. Check for continuity between the terminals in each switch position according to the table.

Terminal Position	1	2	4	6	7	8
OFF						
1	○	—	○	○		
2	○	—		○	○	
3	○	—		○		○
4	○	○	—	○		

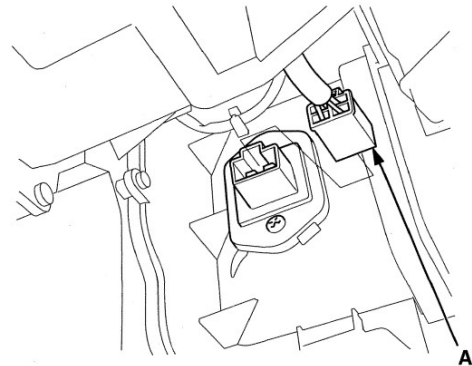
HEATER FAN SWITCH



3. If the continuity is not as specified, replace the heater fan switch (see page 21-14).

Blower Resistor Test

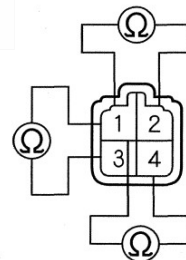
1. Disconnect the 4P connector (A) from the blower resistor.



2. Measure the resistance between the following terminals of the blower resistor, and compare them with the values in the table.

Terminal Resistance	1	2	3	4
About 0.33 Ω	○	—	○	
About 1.39 Ω	○	—		○
About 3.76 Ω	○	○		

BLOWER RESISTOR



3. If the resistance is not within the specifications, replace the blower resistor.