



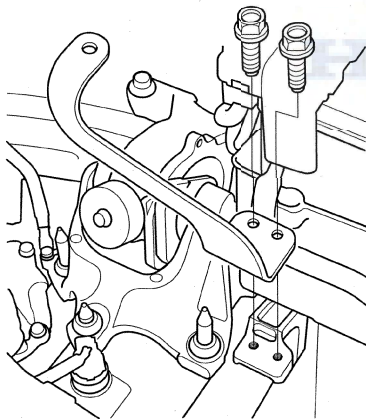
## Transmission Removal

### Special Tools Required

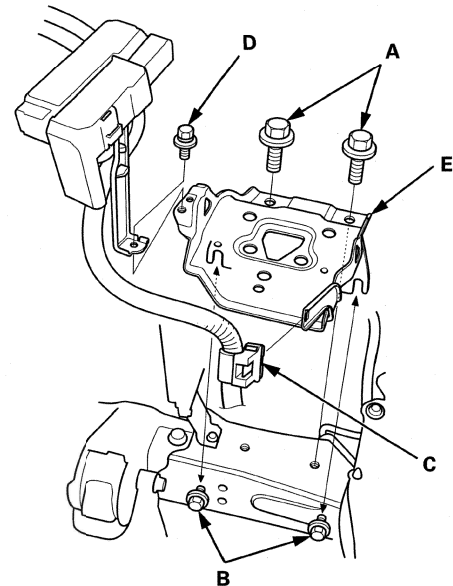
- Universal Lifting Eyelet 07AAK-SNAA120
  - 1.8 Support Bolt 07AAK-SNAA500
  - Engine Support Hanger, A and Reds AAR-T1256\*
- \*: Reds engine support hanger AAR-T1256 is available through the Honda Tool and Equipment Program 888-424-6857.

NOTE: Use fender covers to avoid damaging painted surfaces.

1. Secure the hood in the wide open position with the support strut.
2. Remove the wiper arms (see page 22-264).
3. Remove the cowl covers and hood hinge cover (see page 20-168).
4. Remove the wiper motor (see page 22-262).
5. Remove the under-cowl panel (see page 20-185).
6. Do the battery removal procedure (see page 22-70).
7. Remove the air cleaner housing (see page 11-307).
8. Remove the air cleaner bracket.



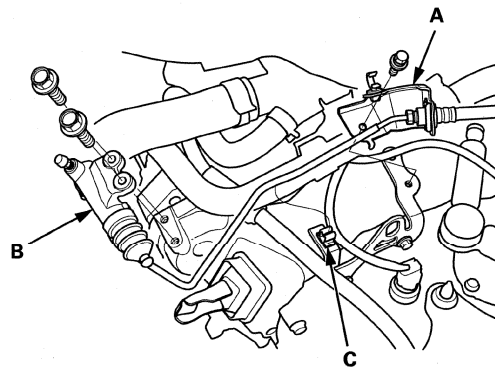
9. Remove the battery base bolts (A), loosen the two bolts (B), remove the battery harness clamp (C) and the bracket bolt (D), then remove the battery base (E).



10. Remove the clutch hose bracket (A) and the slave cylinder (B). Remove the clutch line from the clip (C), then carefully move the slave cylinder out of the way to avoid bending the clutch line.

### NOTE:

- Do not disconnect the clutch line joints.
- Do not press the clutch pedal after the slave cylinder has been removed.

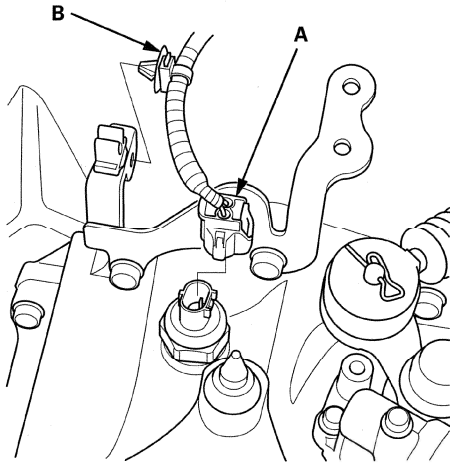


(cont'd)

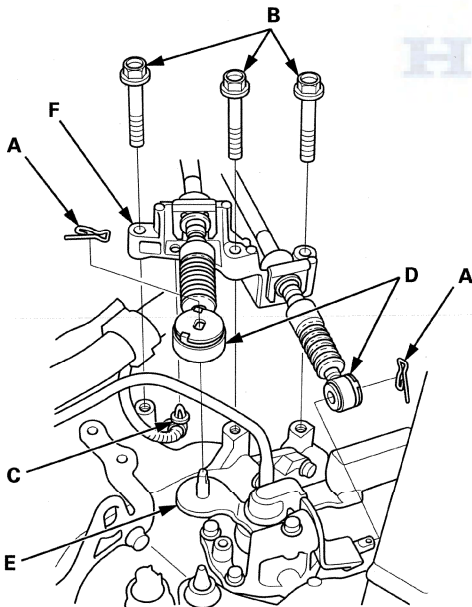
# Manual Transmission

## Transmission Removal (cont'd)

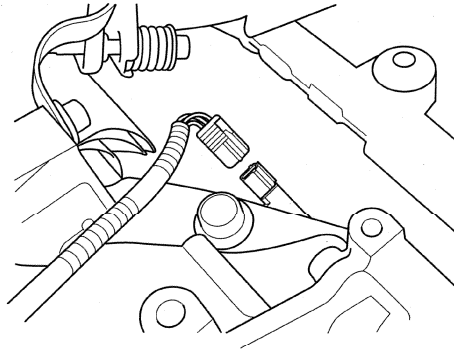
11. Disconnect the back-up light switch connector (A), then remove the harness clip (B).



12. Remove the lock pins (A), shift cable bracket bolts (B), and harness clip (C), then disconnect the shift cables (D) from the change lever assembly (E). Carefully remove both cables and the shift cable bracket (F) together to avoid bending the cables.



13. Disconnect the output shaft (countershaft) speed sensor 3P connector.



14. Install the universal lifting eyelet (07AAK-SNAA120) to the bolt hole (A) at the air cleaner housing mounting bracket with the 1.8 support bolt (07AAK-SNAA500).

